

Port Orford

White Cedar
Schooner Brand™ Decking



ALL NATURAL • LONG LASTING
WHITE CEDAR • SPLINTER FREE

THE PORT ORFORD STORY

Port Orford white cedar enjoys a rich history.



Santa Maria replica
Columbus, Ohio

It was first prized by native Americans and pioneer settlers of the Pacific northwest. It was revered by Japanese builders of sacred temples. Early in this century, Port Orford cedar was crafted for America's Cup yachts.

In 1992, it was selected for a full scale replica of the Santa Maria to celebrate the 500th anniversary of the voyage of Columbus. Today's practical uses include stadium seats at the Rose Bowl and amphitheater and park benches at Yosemite National Park.

PORT ORFORD WHITE CEDAR

(*Chamaecyparis lawsoniana*)

Wood is admired the world over for its beauty and harmony in every setting. The distinctive Port Orford white cedar delights the eye with its refreshing white hue and soft texture. You will value your handsome *Schooner Brand™* deck for years to come.

Schooner Brand™ BENEFITS

- ◆ Rated among the most highly decay resistant of wood species; naturally decay resistant.
- ◆ Splinter resistant for a soft, smooth surface.
- ◆ Surface hardness prevents marring and wear patterns.
- ◆ Kiln dried for maximum stability.
- ◆ Strength comparable to Douglas fir.
- ◆ A light, fresh, uniform color.
- ◆ Complete deck package.



SITE SELECTION

Evaluate your site. Important considerations are: **SUN**. Decks are often planned to savor maximum hours of sunlight. To minimize drying effects of sun, use 4" deck boards for increased stability. (See Finish & Care.)



MOISTURE.

A deck built close to the ground, near vegetation, or around a pool is subject to moisture from damp surroundings. (Refer to Site Preparation.) Use 4" deck boards for increased stability.

SITE PREPARATION

- Allow ample time to prepare the deck site. Plan ahead to minimize moisture and ensure adequate ventilation. Moisture control is essential to prolong the life of a deck.
1. Clear rocks and debris from area under deck.
 2. Grade site for proper drainage. Slope grade away from building. Install drainage routes or drain pipes if necessary.
 3. Vegetation under a deck retains moisture and releases it to the underside of a deck. Remove vegetation and lay down landscape paper.



DESIGN ADVICE

A pleasing deck design takes into account how an outdoor room is used. It integrates the deck with both site and building. *Schooner Brand™* is a smart, chemical-free choice when designing with the following in mind: children, pets, entertaining, alfresco dining, and gardens. Make sure access ways are well thought-out.



Use imagination to plan multi-levels, railings, planters, lighting, stairs, storage, benches, gates, etc. *Schooner Brand's™* architectural details include: posts, post caps, balltops, handrails, balusters, decking, skirtboards, and accent paneling. Components of your deck will match and mature consistently. Consider creative patterns for arranging deck boards: herringbone, diagonal, basketweave or parquet. Imagine a log cabin design or bull's eye; a border or sunburst.

CONSTRUCTION ADVICE

Consult local building codes as you plan your deck. Do you need a permit? Ask your builder or supplier to recommend supporting structural materials. Inquire about approved design and fastening procedures. Your local independent lumber yard can suggest deck plans or software. Build with best construction techniques. Because *Schooner Brand™* is kiln dried, leave a 1/8" space between deck boards. Use stainless steel screws and ringshank nails. Ask about hidden fasteners. Pre-drill ends to avoid splitting. Eliminate recesses where water might collect. Plan for proper flashing and caulking. For maximum performance, pre-stain deck boards so all sides are protected. Seal cut ends as you build. Plan for air circulation around the deck.



WE RECOMMEND PENOFIN®

We recommend using Penofin for finishing a Port Orford cedar deck.

Like Port Orford cedar, Penofin is a natural choice. It is formulated with Brazilian rosewood oil from sustainably harvested seeds. This oil can penetrate even dense woods like Port Orford cedar. You might consider the Hardwood Formula for a natural look and superior protection. Also take a look at all the transparent tones in the red label Ultra Premium Penofin formula at www.penofin.com and learn more about "the world's finest finish".

DECK CARE & FINISH

The beauty of wood is acknowledged worldwide. Its enduring appeal is appreciated everywhere. Wood's value is worthy of good care and maintenance. Apply a protective stain to your deck as soon as possible.



1. Your deck is completed only when you apply a "sunscreen". Just as our health is guarded by sensible skin protection, wood's cell structure benefits from an ultra-violet inhibitor. Make sure your choice of a deck finish includes U protection. In general, a stain with some pigment (color) will be more effective than clear. Today's coatings technology offers natural looking stains with effective protection.
2. Select a premium penetrating oil stain rather than a paint. Penetrating oil stain offers greater protection than the surface film of paint.
3. Choose an oil penetrating stain with (1) a water repellent preservative to repel moisture absorption and (2) mildewcide to retard the growth of microorganisms on wood fiber.
4. Keep your deck clean. Remove dirt with a commercial deck wash or TSP mixture. Many household cleansers work well too. Please follow manufacturers' suggestions when mixing formulas. Focus some attention on the gaps between ends and edges of individual deck boards, making sure they are clear of dirt and debris. Trial in a discrete area or on a sample piece is a prudent measure. A light sanding may be desired to smooth the surface if fibers are raised during cleaning.
5. Refinish your clean deck on the schedule recommended by the stain manufacturer.
6. If your deck is built in the fall or winter and cannot be stained immediately, plan to clean and finish your deck as soon as reasonable in the spring.
7. Left unstained, Port Orford cedar will gradually change to soft silver gray color, and you should expect some natural weathering characteristics to appear. Maintenance requirements include regular inspection and cleaning (see #4 above). If a deck is left untreated some pieces may begin to deteriorate and would require replacement over time as the natural oils evaporate leaving the wood vulnerable to decay. Most often this will only occur with a small percentage of pieces, and over an 8–10 year period. (The U.S.D.A. Forest Products Laboratory rates Port Orford cedar as highly decay-resistant.)



If you detect mildew, mold or algae, the best choice for removal is a cleanser specifically designed for removal of these fungi; or use a household-bleach formula of 3 quarts warm/hot water, 1 quart of bleach and 1/3 cup of TSP mixed thoroughly. Never mix bleach and ammonia or ammonia-based cleansers. Always take special care to cover and protect adjacent materials and/or vegetation during use. When cleaning is finished, make sure to rinse thoroughly!! Wear rubber gloves if using bleach.

Port Orford



White Cedar Schooner Brand™ Decking



MAKE THE NATURAL CHOICE

Relax...and savor the refreshing outdoors on your white cedar deck. Port Orford white cedar is naturally durable with a beautiful color and texture that only real wood can display. This same pleasant wood is artfully chosen for handcrafted spas and hot tubs. It will make your new deck a special outdoor living space.

MAKE THE SAFE CHOICE

Enjoy peace-of-mind with a naturally decay-resistant deck. No added preservatives. No petrochemical plastics or vinyls. Port Orford cedar is splinter-free and smooth under foot. It is naturally soft to the touch (no abrasive embossing). But Port Orford cedar has a tough side, too. Its surface is harder to scratch and mar than western red cedar. It is stronger than douglas fir.



MAKE THE ARCHITECTURAL CHOICE

Make your choice worthy of an award-winning custom design with Port Orford white cedar. Professional architects seek out Port Orford cedar for distinctive projects. It is prized for both attractive appearance and long-lasting performance.

MAKE THE RESPONSIBLE CHOICE

Support our natural timberlands with sustainably harvested wood. All Port Orford cedar for SchoonerBrand decks is from an SFI certified source. SFI certification is a rigorous process that achieves environmentally sound harvesting and replanting practices. The natural life cycle of wood products is consistent with a clean and safe environment.

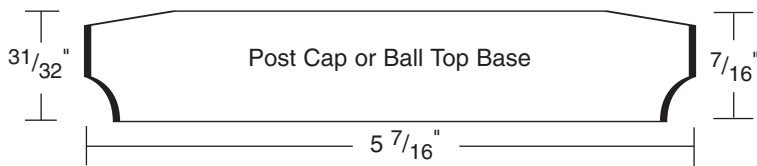
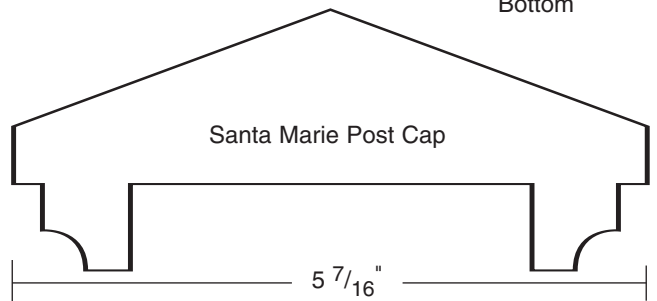
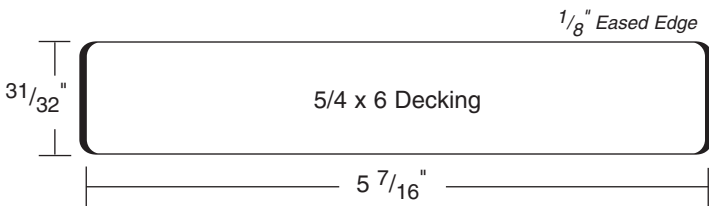
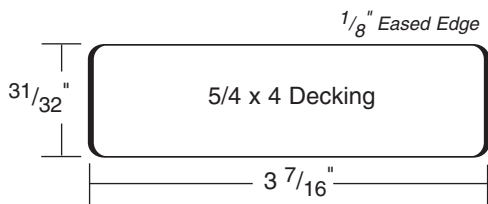
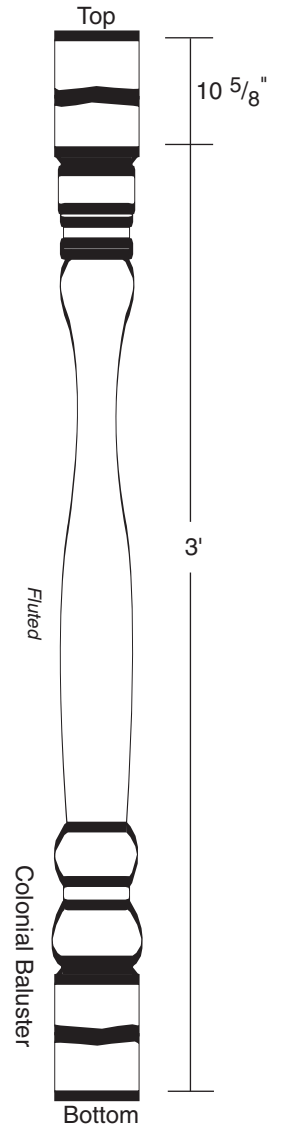
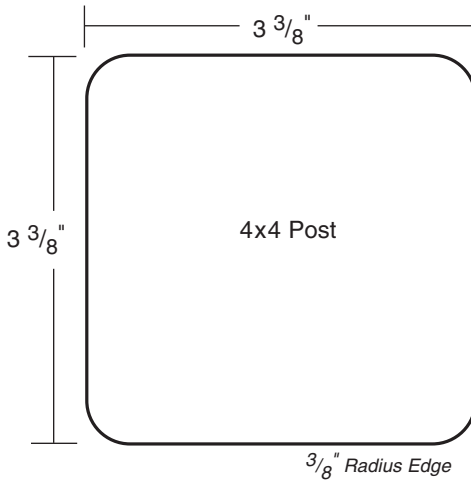
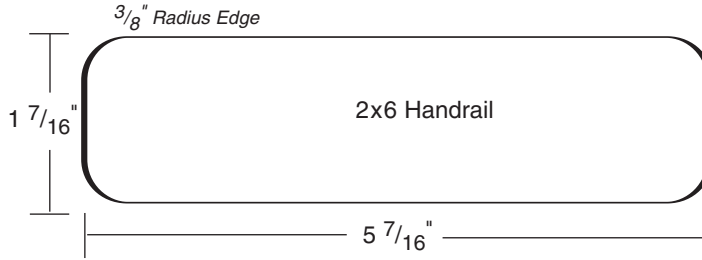
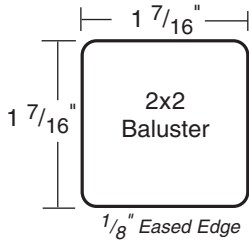
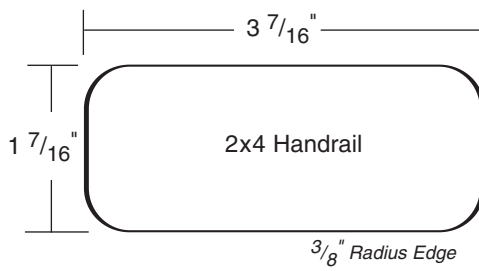
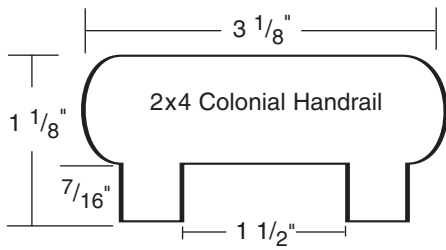


MAKE THE BUDGET-WISE CHOICE

Compare Port Orford cedar. Wood continues to be the #1 choice for decks, but not all wood makes sense for your budget. Port Orford cedar gives you the results of exotic wood without the luxury price tag. Port Orford cedar has consistently been the professional contractor's choice for holding value over time. For a modest investment, you gain a long-lasting signature deck for your home.







Available At: